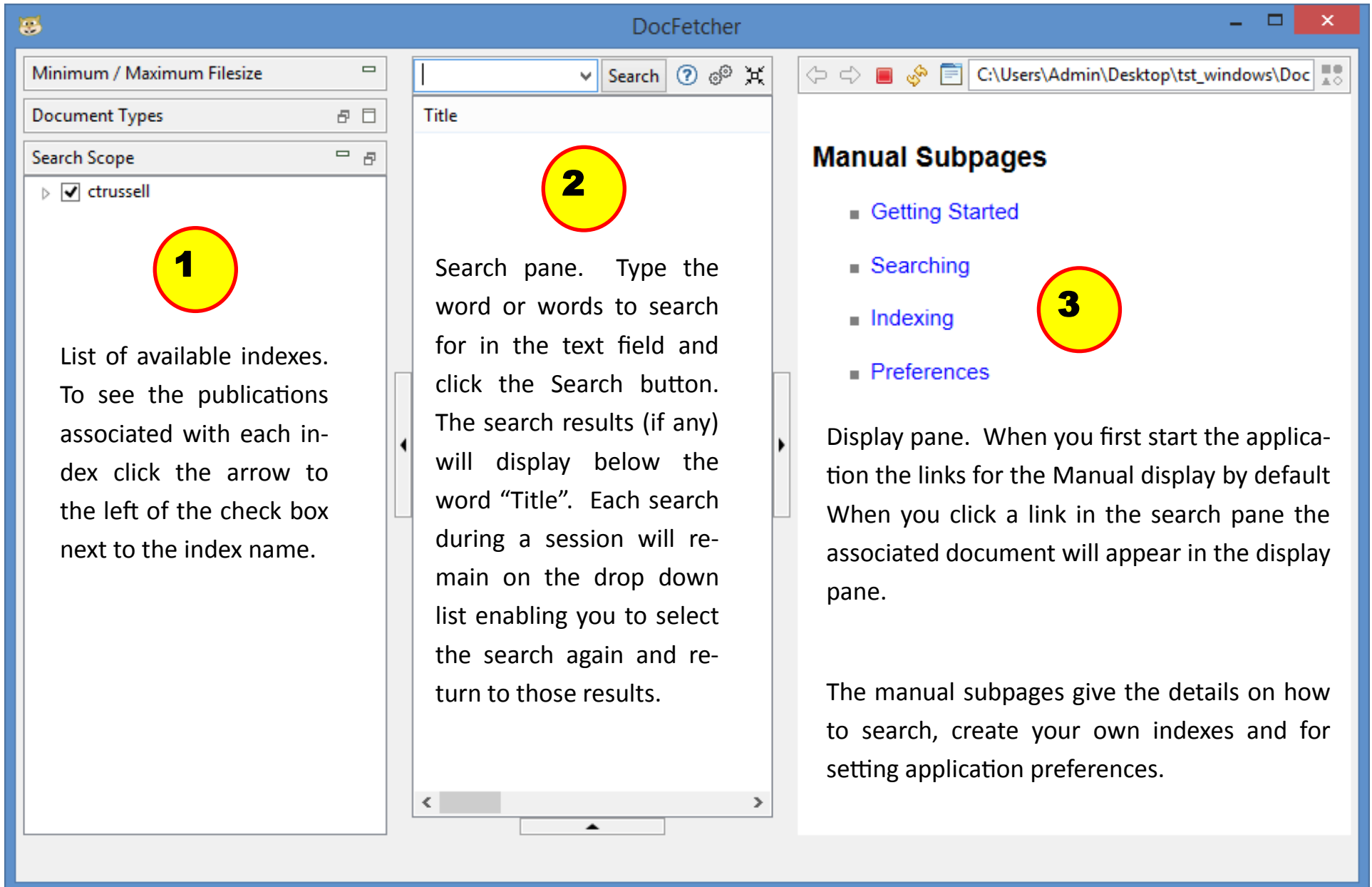


Below is a basic explanation of the interface. The following pages list some tips specific to navigating and displaying the search results.



The screenshot shows the DocFetcher application window. The interface is divided into three main sections. On the left is a sidebar with three expandable sections: 'Minimum / Maximum Filesize', 'Document Types', and 'Search Scope'. The 'Search Scope' section is expanded, showing a list of indexes with a checkmark next to 'ctrussell'. This section is labeled with a yellow circle containing the number 1. In the center is a search pane with a text input field, a 'Search' button, and a dropdown menu currently set to 'Title'. Below the input field, search results are displayed. This section is labeled with a yellow circle containing the number 2. On the right is a display pane showing a document titled 'Manual Subpages'. The document content includes a list of links: 'Getting Started', 'Searching', 'Indexing', and 'Preferences'. The 'Indexing' link is highlighted with a yellow circle containing the number 3. Below the list, there is a paragraph of text explaining the manual subpages.

1

List of available indexes. To see the publications associated with each index click the arrow to the left of the check box next to the index name.

2

Search pane. Type the word or words to search for in the text field and click the Search button. The search results (if any) will display below the word "Title". Each search during a session will remain on the drop down list enabling you to select the search again and return to those results.

3

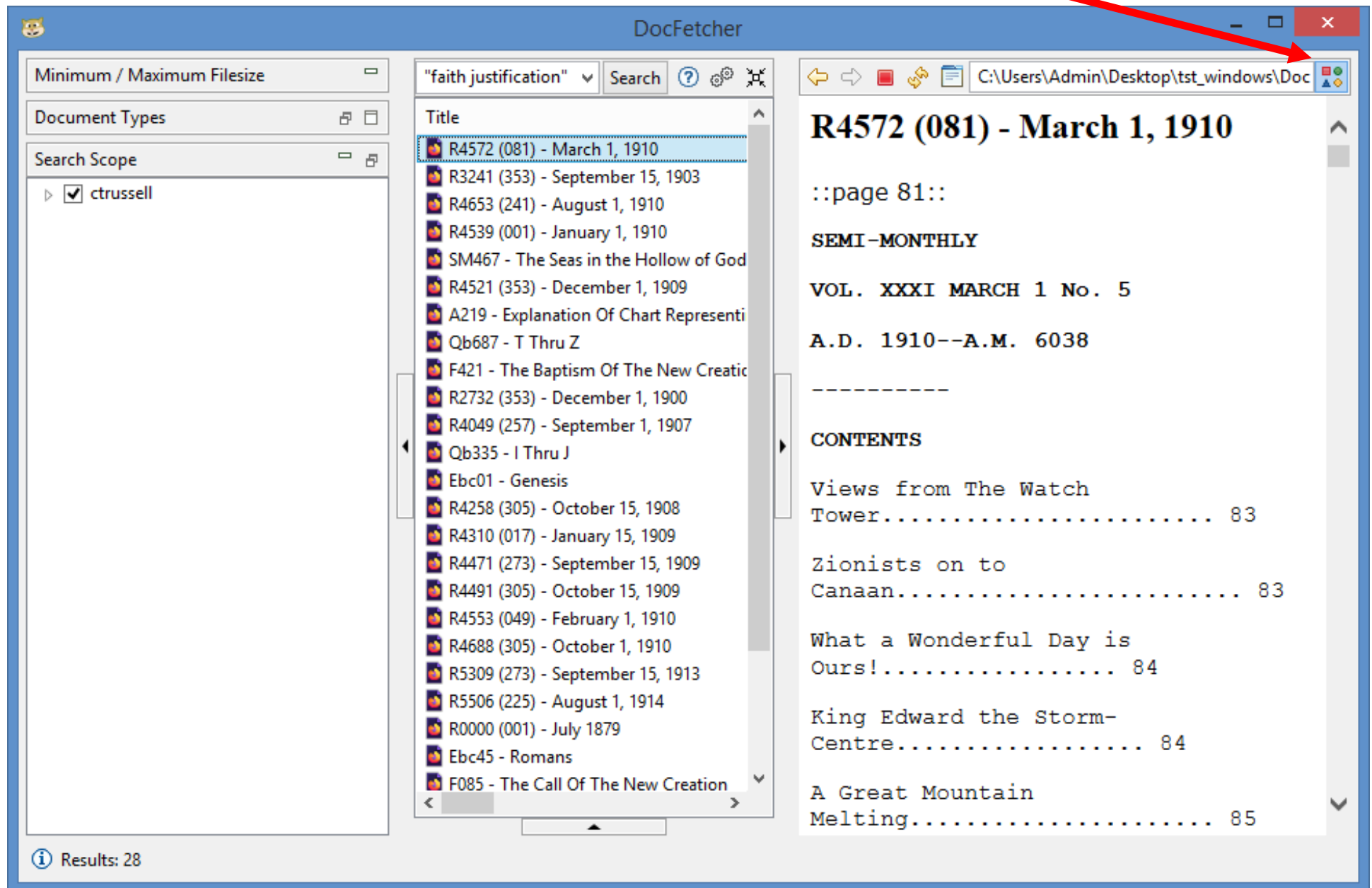
Manual Subpages

- [Getting Started](#)
- [Searching](#)
- [Indexing](#)
- [Preferences](#)

Display pane. When you first start the application the links for the Manual display by default. When you click a link in the search pane the associated document will appear in the display pane.

The manual subpages give the details on how to search, create your own indexes and for setting application preferences.

Click this icon to toggle between the built in browser and the search display view with highlighting and navigation.



The screenshot shows the DocFetcher application window. The interface is divided into three main sections:

- Left Panel:** Contains search filters. Under "Search Scope", the checkbox for "ctrussell" is checked.
- Middle Panel:** Displays a list of search results under the heading "Title". The first result, "R4572 (081) - March 1, 1910", is selected and highlighted in blue. Other results include "R3241 (353) - September 15, 1903", "R4653 (241) - August 1, 1910", and "F085 - The Call Of The New Creation".
- Right Panel:** Displays the content of the selected document. The title "R4572 (081) - March 1, 1910" is at the top. Below it is the text "page 81::". The document content includes "SEMI-MONTHLY", "VOL. XXXI MARCH 1 No. 5", "A.D. 1910--A.M. 6038", and a "CONTENTS" section listing items like "Views from The Watch Tower" and "Zionists on to Canaan".

At the bottom left of the window, a status bar indicates "Results: 28". A red arrow points from the instruction text to a small icon in the top right corner of the application window, which is used to toggle between the built-in browser and the search display view.

In the navigation mode click the Up and Down arrows to go directly to the search instances within the selected document (if there are more than one instance)

The screenshot shows the DocFetcher application window. On the left, there are filters for 'Minimum / Maximum Filesize', 'Document Types', and 'Search Scope' (set to 'ctrussell'). The central pane displays a list of search results for the query 'faith justification'. The first result, 'R4572 (081) - March 1, 1910', is selected. The right pane shows the content of this document, which is a text passage about Abraham and the Covenant. A red arrow points from the instruction text to the Up and Down navigation arrows in the top right of the document pane.

DocFetcher

Minimum / Maximum Filesize

Document Types

Search Scope

▸ ☒ ctrussell

"faith justification" Search ? ⚙️ 🔍

Title

- R4572 (081) - March 1, 1910
- R3241 (353) - September 15, 1903
- R4653 (241) - August 1, 1910
- R4539 (001) - January 1, 1910
- SM467 - The Seas in the Hollow of God
- R4521 (353) - December 1, 1909
- A219 - Explanation Of Chart Representi
- Qb687 - T Thru Z
- F421 - The Baptism Of The New Creatio
- R2732 (353) - December 1, 1900
- R4049 (257) - September 1, 1907
- Qb335 - I Thru J
- Ebc01 - Genesis
- R4258 (305) - October 15, 1908
- R4310 (017) - January 15, 1909
- R4471 (273) - September 15, 1909
- R4491 (305) - October 15, 1909
- R4553 (049) - February 1, 1910
- R4688 (305) - October 1, 1910
- R5309 (273) - September 15, 1913
- R5506 (225) - August 1, 1914
- R0000 (001) - July 1879
- Ebc45 - Romans
- F085 - The Call Of The New Creation

1 / 7

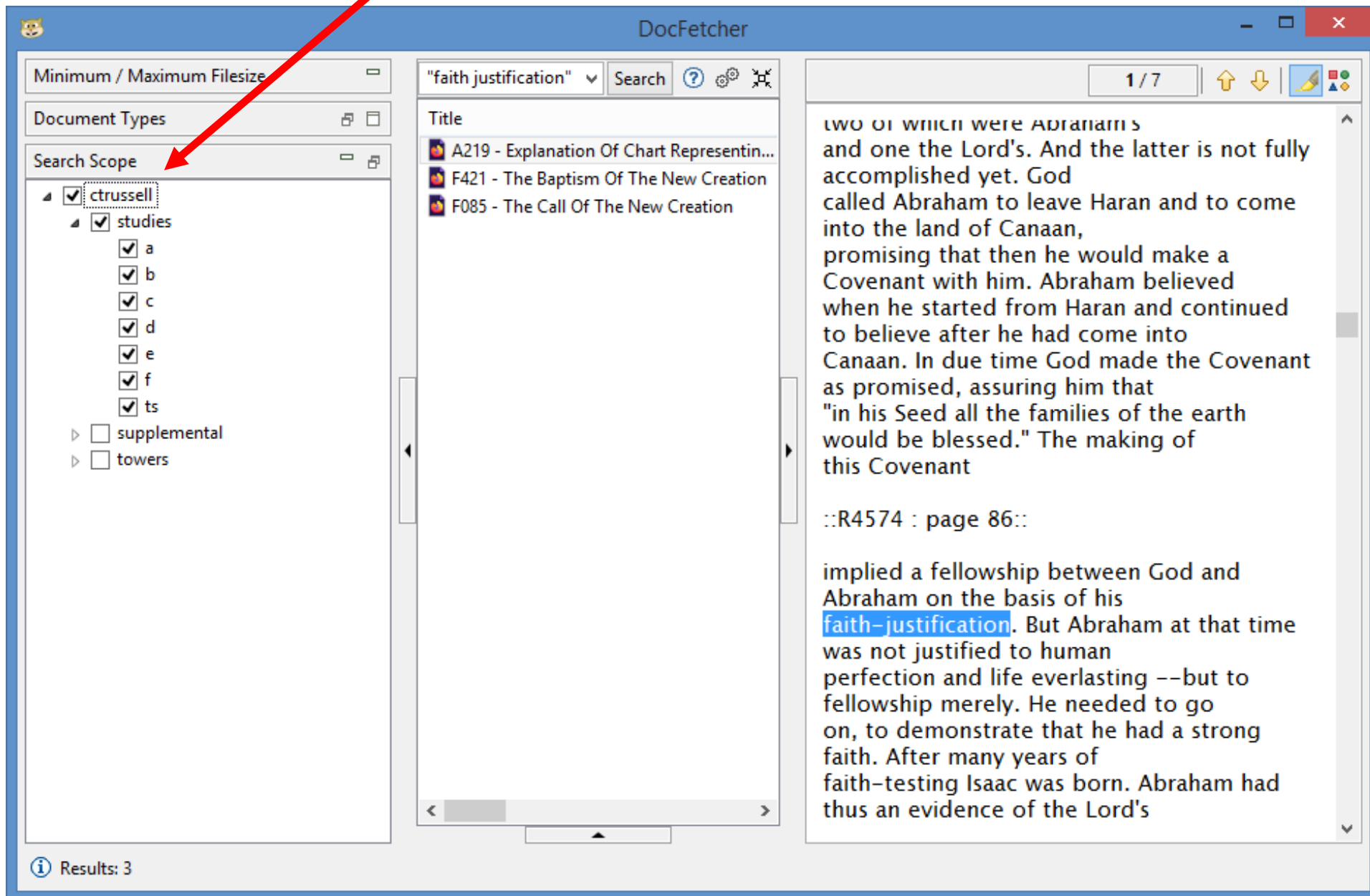
two of which were ADRIANAM S
and one the Lord's. And the latter is not fully
accomplished yet. God
called Abraham to leave Haran and to come
into the land of Canaan,
promising that then he would make a
Covenant with him. Abraham believed
when he started from Haran and continued
to believe after he had come into
Canaan. In due time God made the Covenant
as promised, assuring him that
"in his Seed all the families of the earth
would be blessed." The making of
this Covenant

::R4574 : page 86::

implied a fellowship between God and
Abraham on the basis of his
faith-justification. But Abraham at that time
was not justified to human
perfection and life everlasting --but to
fellowship merely. He needed to go
on, to demonstrate that he had a strong
faith. After many years of
faith-testing Isaac was born. Abraham had
thus an evidence of the Lord's

Results: 28

To change the search results on the fly you can uncheck any of the headings “studies”, “supplemental” or “towers” to remove all of those publications from the search results. To get down to individual publications click the triangle next to one of the headings to expand and then uncheck any of those publications you want to remove from the search results.



The screenshot shows the DocFetcher application window. The left sidebar contains the 'Search Scope' section, which is highlighted by a red arrow. Under 'Search Scope', the 'ctrussell' folder is expanded, showing a list of sub-items: 'studies' (checked), 'a' (checked), 'b' (checked), 'c' (checked), 'd' (checked), 'e' (checked), 'f' (checked), 'ts' (checked), 'supplemental' (unchecked), and 'towers' (unchecked). The main search results pane displays the search term 'faith justification' and a list of three results: 'A219 - Explanation Of Chart Representin...', 'F421 - The Baptism Of The New Creation', and 'F085 - The Call Of The New Creation'. The right pane shows the content of the selected document, 'F085 - The Call Of The New Creation', which includes a paragraph about Abraham and a section titled 'implied a fellowship between God and Abraham on the basis of his faith-justification'. The bottom status bar indicates 'Results: 3'.

DocFetcher

Minimum / Maximum Filesize

Document Types

Search Scope

- ☒ ctrussell
 - ☒ studies
 - ☒ a
 - ☒ b
 - ☒ c
 - ☒ d
 - ☒ e
 - ☒ f
 - ☒ ts
 - ☐ supplemental
 - ☐ towers

"faith justification" Search

Title

- A219 - Explanation Of Chart Representin...
- F421 - The Baptism Of The New Creation
- F085 - The Call Of The New Creation

1 / 7

two of which were Abrahams and one the Lord's. And the latter is not fully accomplished yet. God called Abraham to leave Haran and to come into the land of Canaan, promising that then he would make a Covenant with him. Abraham believed when he started from Haran and continued to believe after he had come into Canaan. In due time God made the Covenant as promised, assuring him that "in his Seed all the families of the earth would be blessed." The making of this Covenant

::R4574 : page 86::

implied a fellowship between God and Abraham on the basis of his faith-justification. But Abraham at that time was not justified to human perfection and life everlasting --but to fellowship merely. He needed to go on, to demonstrate that he had a strong faith. After many years of faith-testing Isaac was born. Abraham had thus an evidence of the Lord's

Results: 3

Click for the Manual sub pages.

Click to open up the Preferences dialog box.

Click to minimize to the system tray.

The screenshot shows the DocFetcher application window. The title bar is blue and contains the application name "DocFetcher" and standard window controls. The main interface is divided into three panes. The left pane contains settings for "Minimum / Maximum Filesize", "Document Types", and "Search Scope", with "ctrussell" selected under Search Scope. The middle pane displays search results for the query "faith justification", showing a list of document titles and dates. The right pane, titled "Manual Subpages", lists links for "Getting Started", "Searching", "Indexing", and "Preferences". Red arrows point from external text labels to specific UI elements: one to the "Manual Subpages" link, one to the "Preferences" link, and one to the minimize button in the title bar.

DocFetcher

Minimum / Maximum Filesize

Document Types

Search Scope

Search Scope: ☒ ctrussell

Search: "faith justification"

Search

Manual Subpages

- [Getting Started](#)
- [Searching](#)
- [Indexing](#)
- [Preferences](#)

Results: 28

Title
R4572 (081) - March 1, 1910
R3241 (353) - September 15, 1903
R4653 (241) - August 1, 1910
R4539 (001) - January 1, 1910
SM467 - The Seas in the Hollow of God
R4521 (353) - December 1, 1909
A219 - Explanation Of Chart Representi
Qb687 - T Thru Z
F421 - The Baptism Of The New Creatio
R2732 (353) - December 1, 1900
R4049 (257) - September 1, 1907
Qb335 - I Thru J
Ebc01 - Genesis
R4258 (305) - October 15, 1908
R4310 (017) - January 15, 1909
R4471 (273) - September 15, 1909
R4491 (305) - October 15, 1909
R4553 (049) - February 1, 1910
R4688 (305) - October 1, 1910
R5309 (273) - September 15, 1913
R5506 (225) - August 1, 1914
R0000 (001) - July 1879
Ebc45 - Romans
F085 - The Call Of The New Creation

DocFetcher

Minimum / Maximum Filesize

Document Types

Search Scope

▸ ☒ ctrussell

Click to collapse and expand the left pane

"faith justification" Search ? ⚙️ 🔍

Title

- R4572 (081) - March 1, 1910
- R3241 (353) - September 15, 1903
- R4653 (241) - August 1, 1910
- R4539 (001) - January 1, 1910
- SM467 - The Seas in the Hollow of God
- R4521 (353) - December 1, 1909
- A219 - Explanation Of Chart Representi
- Qb687 - T Thru Z
- F421 - The Baptism Of The New Creati
- R2732 (353) - December 1, 1900
- R4049 (257) - September 1, 1907
- Qb335 - I Thru J
- Ebc01 - Genesis
- R4258 (305) - October 15, 1908
- R4310 (017) - January 15, 1909
- R4471 (273) - September 15, 1909
- R4491 (305) - October 15, 1909
- R4553 (049) - February 1, 1910
- R4688 (305) - October 1, 1910
- R5309 (273) - September 15, 1913
- R5506 (225) - August 1, 1914
- R0000 (001) - July 1879
- Ebc45 - Romans
- F085 - The Call Of The New Creation

Click to collapse and expand the right pane

Manual Subpages

- [Getting Started](#)
- [Searching](#)
- [Indexing](#)
- [Preferences](#)

Click to change the layout of the display pane.

Results: 28